



# FABSPPEED

## MOTORSPORT

EXOTIC CAR PERFORMANCE SPECIALISTS

### **Porsche 993 Turbo Supercup Exhaust System**



#### **Estimated Install Time**

1:00:00

#### **Required Tools**

Commercial Lift (or Hydraulic Floor Jack & Stands)  
Socket Driver or Impact Wrench  
6" Socket Extension  
6mm, 13mm & 19mm Sockets  
13mm Open-End Wrench  
Rubber Mallet  
Small Flashlight (Optional)

#### **CAUTION**

- Always allow car to cool before performing any installation(s) or service(s) on it.
- Always be sure to work on an even and level surface when raising vehicle(s) with a jack, and support all raised vehicles with locked jack stands once elevated.
- Fabspeed Motorsport recommends that all installations be supervised or verified by a trained professional technician.
- Fabspeed Motorsport is not responsible for any personal injury or damage(s) sustained to a vehicle during installation of aftermarket performance parts.

INSTALL GUIDE


1. Raise car off of the ground and remove the rear wheels.



2. Loosen factory ball clamp and slide to the inside, off of the joint.



3. Loosen factory band clamp from around muffler pull back to free muffler.




4. Remove factory muffler.




5. Remove factory band clamp.



6. Thread Fabspeed-supplied band clamp through the upper section of the factory clamp bracket.



7. Feed upper tube of Fabspeed Supercup system through the new band clamp and tighten until exhaust hangs in-place.



8. Remove (for re-use) factory ball gaskets from inlet of factory mufflers.



9. Remove factory exhaust tips and remove (for re-use) factory ball gaskets.





10. Using factory ball gasket, join Fabspeed inlet to factory pipe.



11. Slide factory ball clamp back into position and tighten only until snug.



12. Using supplied v-band clamp, attach Fabspeed outlet tips to each side and tighten until snug.




13. Position all newly-installed components to align tips to desired position, and tighten all clamps.



14. Enjoy and show off your new Fabspeed Motorsport exhaust system!



If you have any questions, comments, or concerns related to your new part(s), please contact us!



**FABSPEED**  
MOTORSPORT  
EXOTIC CAR PERFORMANCE SPECIALISTS